

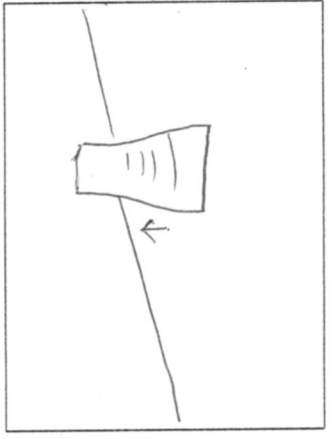
# Animation for the Web

## Target-Plan Design Worksheet 03 - Cinemagraph

<p><b>Target</b></p>	<p>Business Type: Alcohol/beer Name: GONNESS Company Profile Classy Elegant</p>	<p>What is the company's personality? Bold simple</p>	<p>What does the company want the cinemagraph invoke? Examples: crisp movement, swooshy, elegant, simple, complex, mysterious, slow, fast, etc. Elegant Steady-paced Swishy motion</p>
<p><b>Who:</b> is the target audience? <b>Why:</b> What is the item's job? <b>What:</b> Define the company's personality</p>	<p>Who is the target audience of the cinemagraph? Adult, beer fans</p>	<p>Will the video clip be created or gotten from a video site? taken from site</p>	<p>What is the product that is being featured? beer What is the scene of the video? (location) Bar</p>
<p><b>Plan</b></p> <p>Where will the item be located? What elements will the content item have? What are the delivery specifications? examples: aspect ratio / dimensions How will you create the item?</p>	<p>Where will the cinemagraph be used? (social media, ads, tv, billboard.... Ads, social media</p>	<p>What is the desired end file type and size of the cinemagraph? under 1mb, Gif</p>	<p>How many frames? 22 How many frames per second? 22</p>
<p><b>Design</b></p> <p>Attach design thumbnails – graphic detail animation storyboard</p>	<p>Styling: tone and personality? laid back</p>	<p>Color scheme?</p>	<p>What elements does the video contain? Beer bar lighting</p>
<ul style="list-style-type: none"> <li>• tone / personality</li> <li>• existing brand items</li> <li>• color scheme</li> <li>• typography</li> <li>• graphics</li> <li>• images</li> </ul>	<p>How will the brand be represented? the glass has the studs out</p>	<p>Does the video clip need to be cropped? No</p> <p>Does the video clip need to be color-corrected? yes, necessary but 1 day exchanges</p>	<p>What item will be isolated to move in the cinemagraph? Beer in the glass Is there a clear loop cycle? fluid motion loops seamlessly</p>

# Animation for the Web


## Target-Plan Design Worksheet 03 - Cinemagraph



Scene Start:

Duration:  
:01

fi?? down



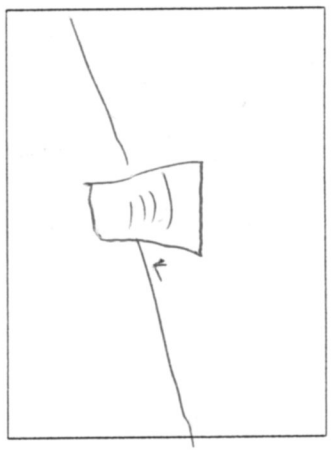
Scene Start:

Duration:

\_\_\_\_\_

\_\_\_\_\_


\_\_\_\_\_



Scene Start:

Duration:  
:01

fi?? down



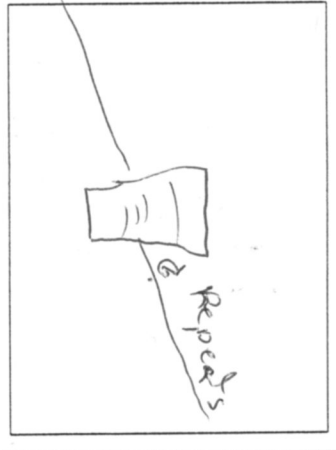
Scene Start:

Duration:

\_\_\_\_\_

\_\_\_\_\_


\_\_\_\_\_



Scene Start:

Duration:  
:01

loops back after  
3 seconds




Scene Start:

Duration:

\_\_\_\_\_


\_\_\_\_\_

\_\_\_\_\_



Scene Start:

Duration:



Scene Start:

Duration:

\_\_\_\_\_

\_\_\_\_\_

\_\_\_\_\_